

# PB 323



The PB 323 bed with its 14.5 cm high frame protects the user against falls. Thanks to the low position it is not necessary to use side rails. This model is especially suitable for patients with coordination problems.



In the picture: PB 323 bed standard design in beech. Accessories: cabinet Rubens 1 in beech.

# PB 323



Standard design

## DETAILS:

1. Lowest mattress support platform level of 14,5 cm
2. Mattress support platform easy to clean
3. Handset with lockable functions
4. Knee section adjustment
5. Linak drive system
6. Fabric drop down side rail (option)

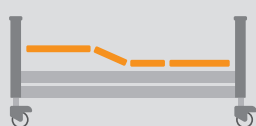
## OPTIONS:

fabric drop down side rail • Trendelenburg position


## BASIC TECHNICAL DATA:

Safe working load:	175,0 kg
Maximum user weight:	140,0 kg
Mattress support platform height adjustment	from 14,5 to 64,5 cm
Back rest adjustment:	0 ÷ 70°
Lower leg rest adjustment:	0 ÷ 20°
External dimensions (length × width):	221 × 93 cm
Clearance under the bed:	approx. 1,5 cm
Total weight:	76,7 kg
Castors:	100 mm with a brake

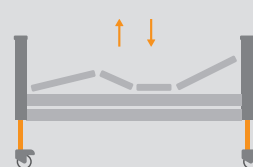
## FUNCTIONS:



ADJUSTABLE LEG SECTIONS



ADJUSTABLE BACK SECTIONS



ADJUSTABLE HEIGHT OF MATTRESS SUPPORT PLATFORM



ANTI- TRENDELENBURG POSITION